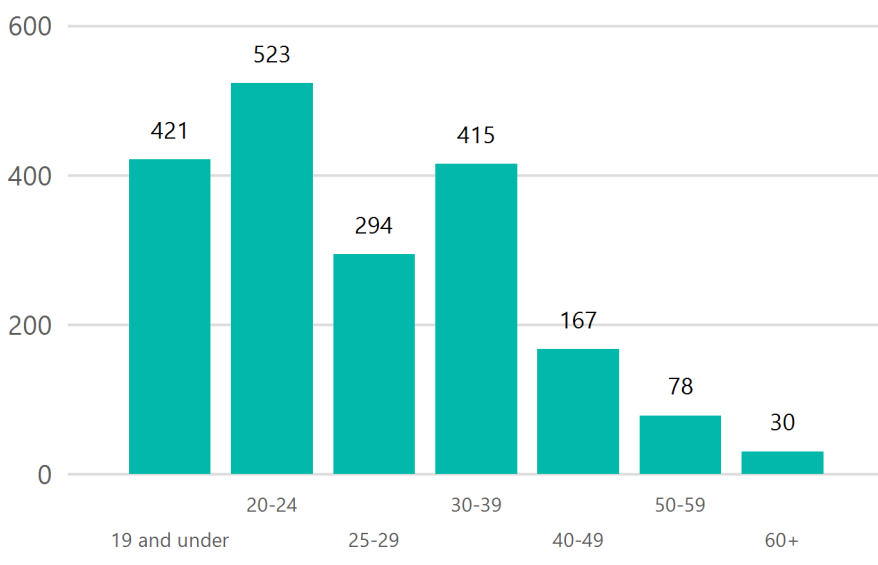
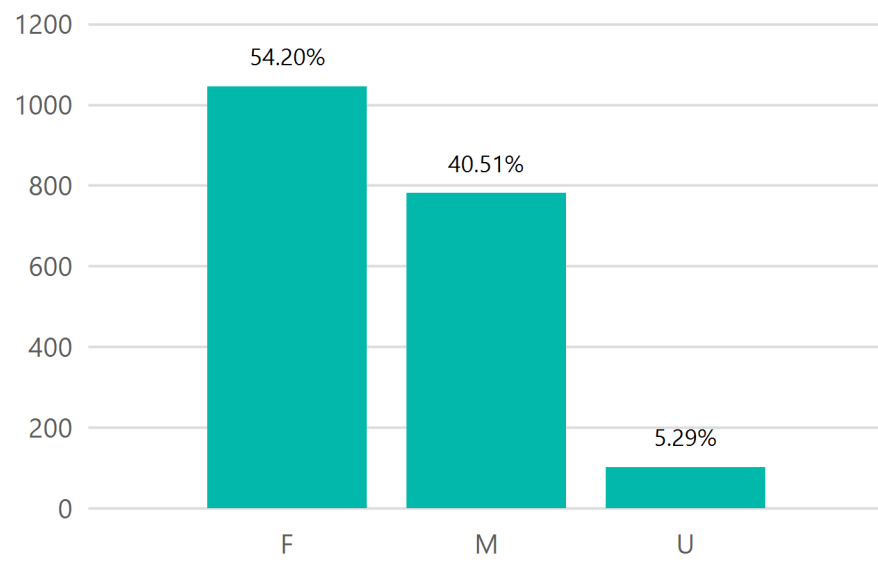


Demographics For AY 2023-24

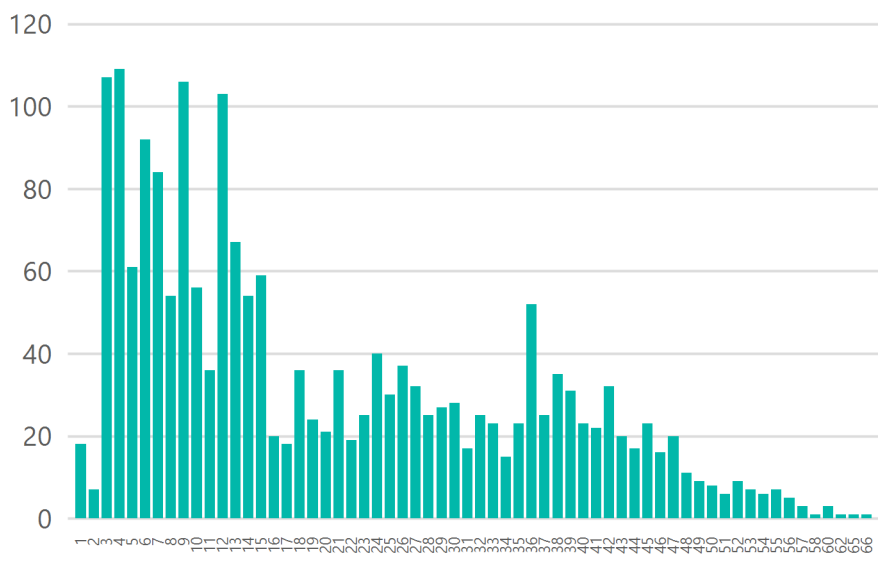
Age Groups



Gender

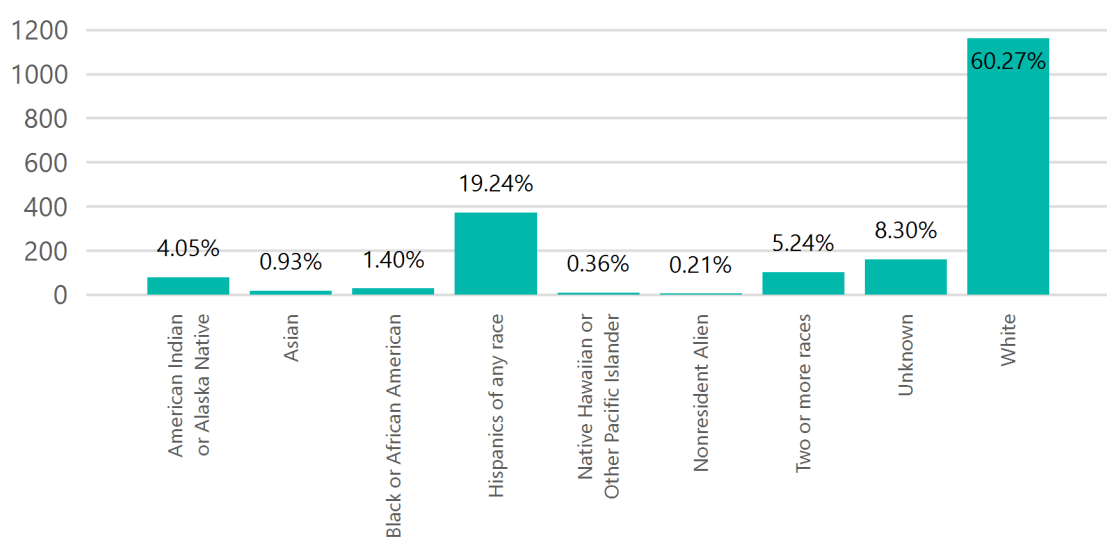


Number of Credits



IPEDS Age Groups	Count	Percentage
19 and under	421	21.8%
20-24	523	27.1%
25-29	294	15.2%
30-39	415	21.5%
40-49	167	8.7%
50-59	78	4.0%
60+	30	1.6%
Total	1928	

Ethnicity

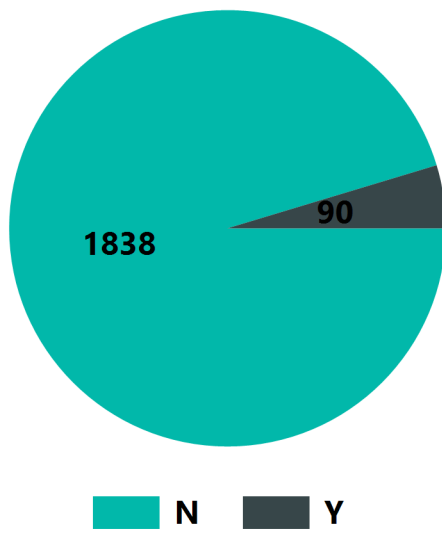


Gender	Count	Percentage
F	1045	54.2%
M	781	40.5%
U	102	5.3%
Total	1928	

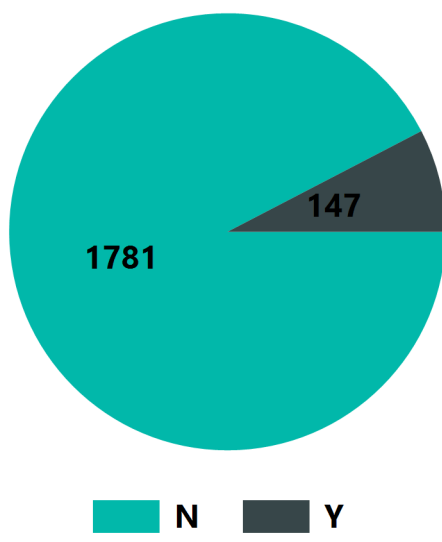
Num Credits	Count	Percentage	Total Credits
1	18	0.9%	18.00
2	7	0.4%	14.00
3	107	5.5%	321.00
4	109	5.7%	436.00
5	61	3.2%	305.00
6	92	4.8%	552.00
7	84	4.4%	588.00
8	54	2.8%	432.00
9	106	5.5%	954.00
10	56	2.9%	560.00
11	36	1.9%	396.00
12	103	5.3%	1236.00
13	67	3.5%	871.00
14	54	2.8%	756.00
15	59	3.1%	885.00
16	20	1.0%	320.00
17	18	0.9%	306.00
18	36	1.9%	648.00
19	24	1.2%	456.00
20	21	1.1%	420.00
21	36	1.9%	756.00
22	19	1.0%	418.00
23	25	1.3%	575.00
24	40	2.1%	960.00
25	30	1.6%	750.00
26	37	1.9%	962.00
27	32	1.7%	864.00
28	25	1.3%	700.00
29	27	1.4%	783.00
30	28	1.5%	840.00
31	17	0.9%	527.00
32	25	1.3%	800.00
33	23	1.2%	759.00
34	15	0.8%	510.00
35	23	1.2%	805.00
36	52	2.7%	1872.00
37	25	1.3%	925.00
38	35	1.8%	1330.00
39	31	1.6%	1209.00
40	23	1.2%	920.00
41	22	1.1%	902.00
42	32	1.7%	1344.00
43	20	1.0%	860.00
44	17	0.9%	748.00
45	23	1.2%	1035.00
46	16	0.8%	736.00
47	20	1.0%	940.00
48	11	0.6%	528.00
49	9	0.5%	441.00
50	8	0.4%	400.00
51	6	0.3%	306.00
52	9	0.5%	468.00
53	7	0.4%	371.00
54	6	0.3%	324.00
55	7	0.4%	385.00
56	5	0.3%	280.00
57	3	0.2%	171.00
58	1	0.1%	58.00

Race Ethnicity	Count	Percentage
American Indian or Alaska Native	78	4.0%
Asian	18	0.9%
Black or African American	27	1.4%
Hispanics of any race	371	19.2%
Native Hawaiian or Other Pacific Islander	7	0.4%
Nonresident Alien	4	0.2%
Two or more races	101	5.2%
Unknown	160	8.3%
White	1162	60.3%
Total	1928	

Earned An Associate Degree During Selected Academic Year



Earned A Pathway Certificate During Selected Academic Year



60	3	0.2%	180.00
62	1	0.1%	62.00
65	1	0.1%	65.00
66	1	0.1%	66.00
Total	1928		38409.00

Earned A One Year Certificate During Selected Academic Year

